

YOUR BOAT'S I.D. CARD

FIRST 285

DESIGNER : Groupe FINOT

MAIN SPECIFICATIONS :

Length overall	: 8,77 m	<i>28.77</i>
Length at waterline	: 7,77 m	<i>25.49</i>
Max. beam	: 2,99 m	<i>9.8</i>
Standard draught (1) GTE	: 1,60 m	
PTE	: 1,20 m	
Standard air draught (1)	: 12,20 m	
Approx. weight	: 2 800 kg	
ballast GTE	: 690 kg	
PTE	: 820 kg	
French Merch. Marine approval number	: 2793	
Authorized number of persons on board	: 6 - 9 pers.	
Max. authorized engine power	: 13,4 Kw	
Gross tonnage (French tonneaux)	: 7,17 t.	

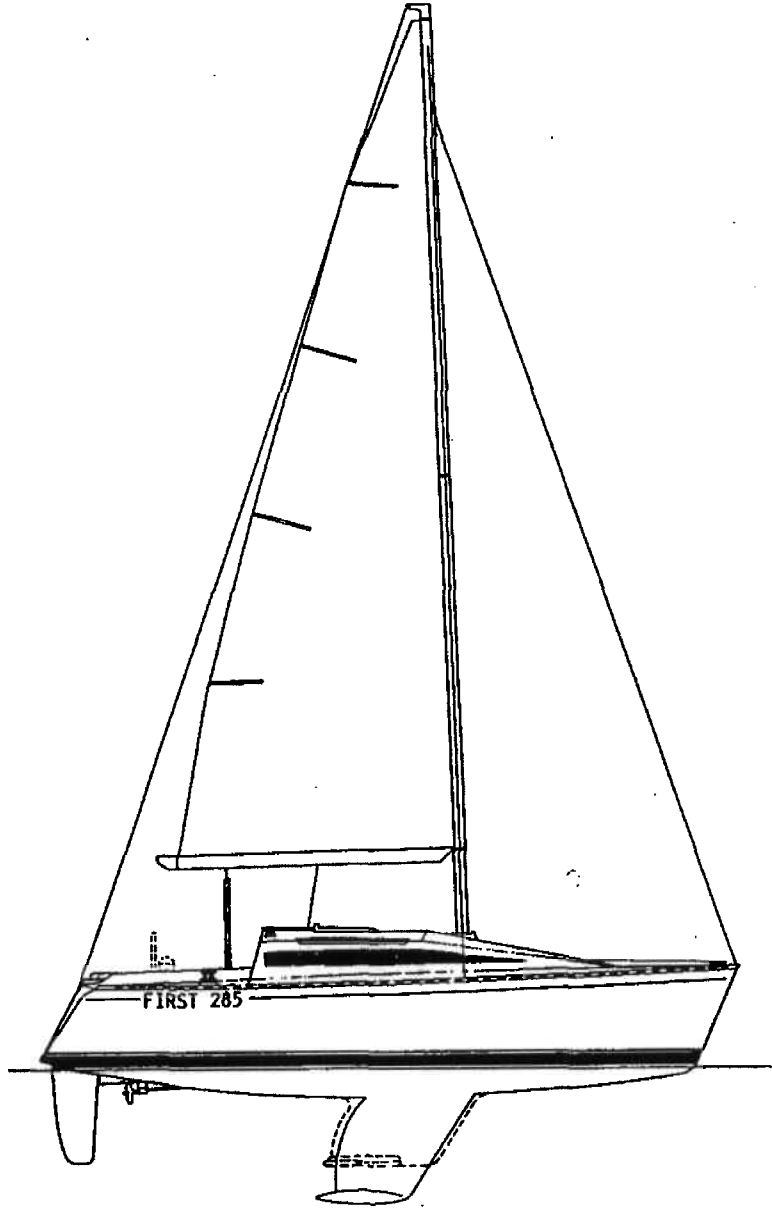
(1) This measurement applies for an empty boat out of the factory.

BENETEAU

DATA SHEET



FIRST 285



RIG DIMENSIONS

I 29.90
 J 10.30
 P 31.23
 E 11.09

Sail Area (main & 100% jib) .. 322 sq. ft. approx.

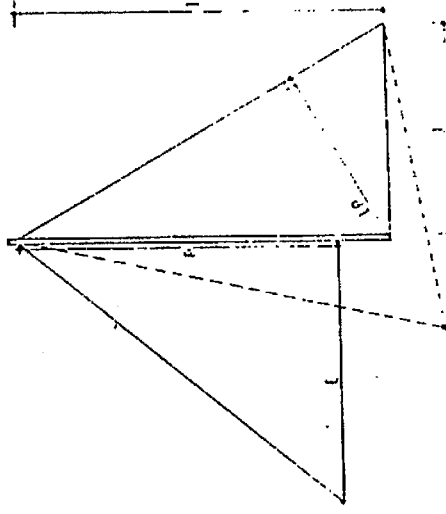
SPECIFICATIONS

Overall length: 28.21
 Hull length: 27.63
 LWL: 24.28
 Beam: 9.8
 Draft: Elliptical keel: 5.25
 Wing keel: 3.94
 Displacement: 6,160 lbs.
 Ballast: 1,760 lbs.

FIRST 285

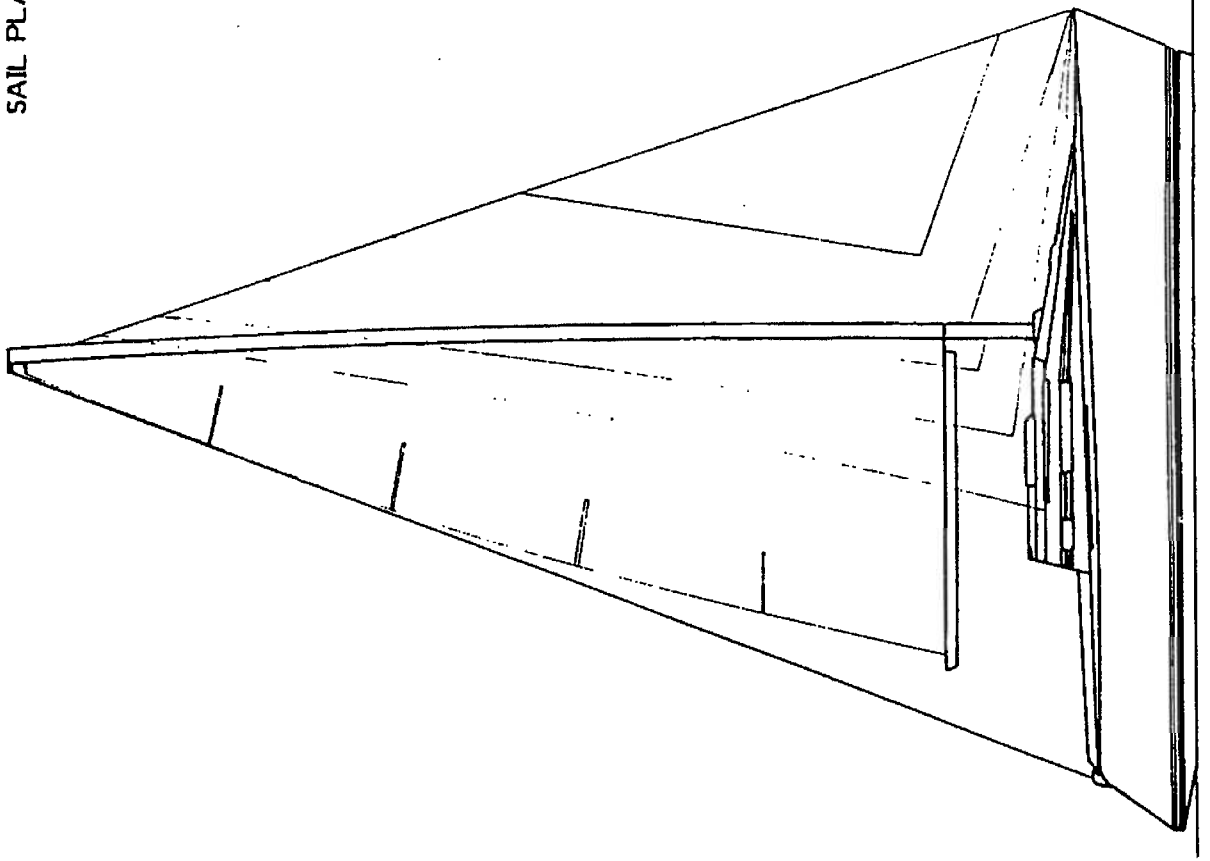
SAIL PLAN

Main sail : 18,50 sqm. approx.
Genoa : 23,80 sqm. approx.
Working jib : 14,10 sqm. approx.
Spinnaker : 60,00 sqm. approx.



I : 9,91
J : 3,14
P : 9,52
E : 3,38

Forestay length : 1 022 mm
Forestay Φ : 6 mm



FIRST 285

DECK LAYOUT

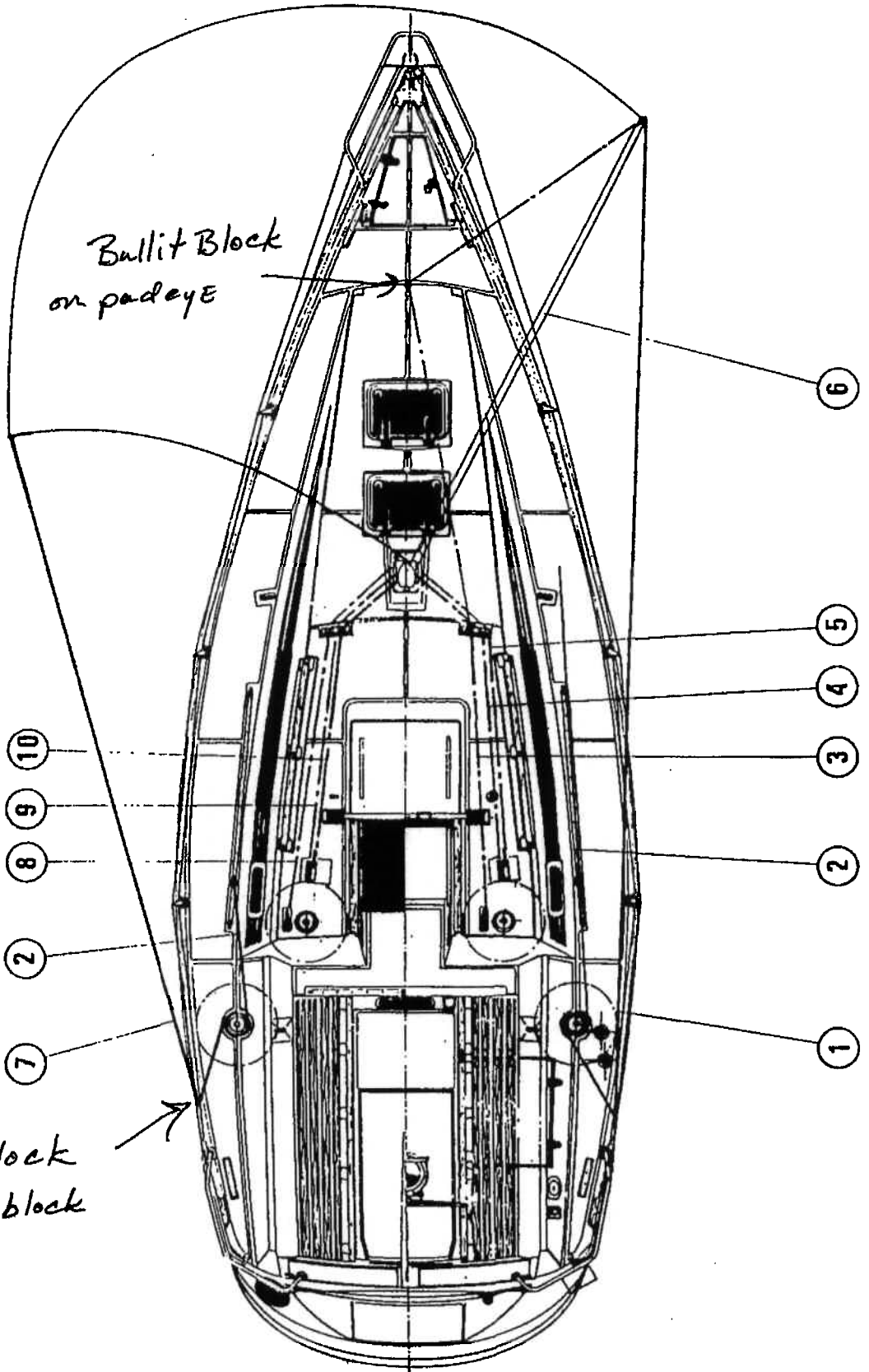
- 01 - Spinnaker foreguy
- 02 - Genoa sheet
- 03 - Spinnaker pole downhaul
- 04 - Main halyard
- 05 - 2nd genoa halyard
- 06 - Spinnaker pole
- 07 - Spinnaker sheet
- 08 - Spinnaker topping lift
- 09 - Spinnaker halyard
- 10 - Genoa halyard

FIRST 285

DECK LAYOUT

Snatch block
OR Ratchet block

Bullit Block
on padeye



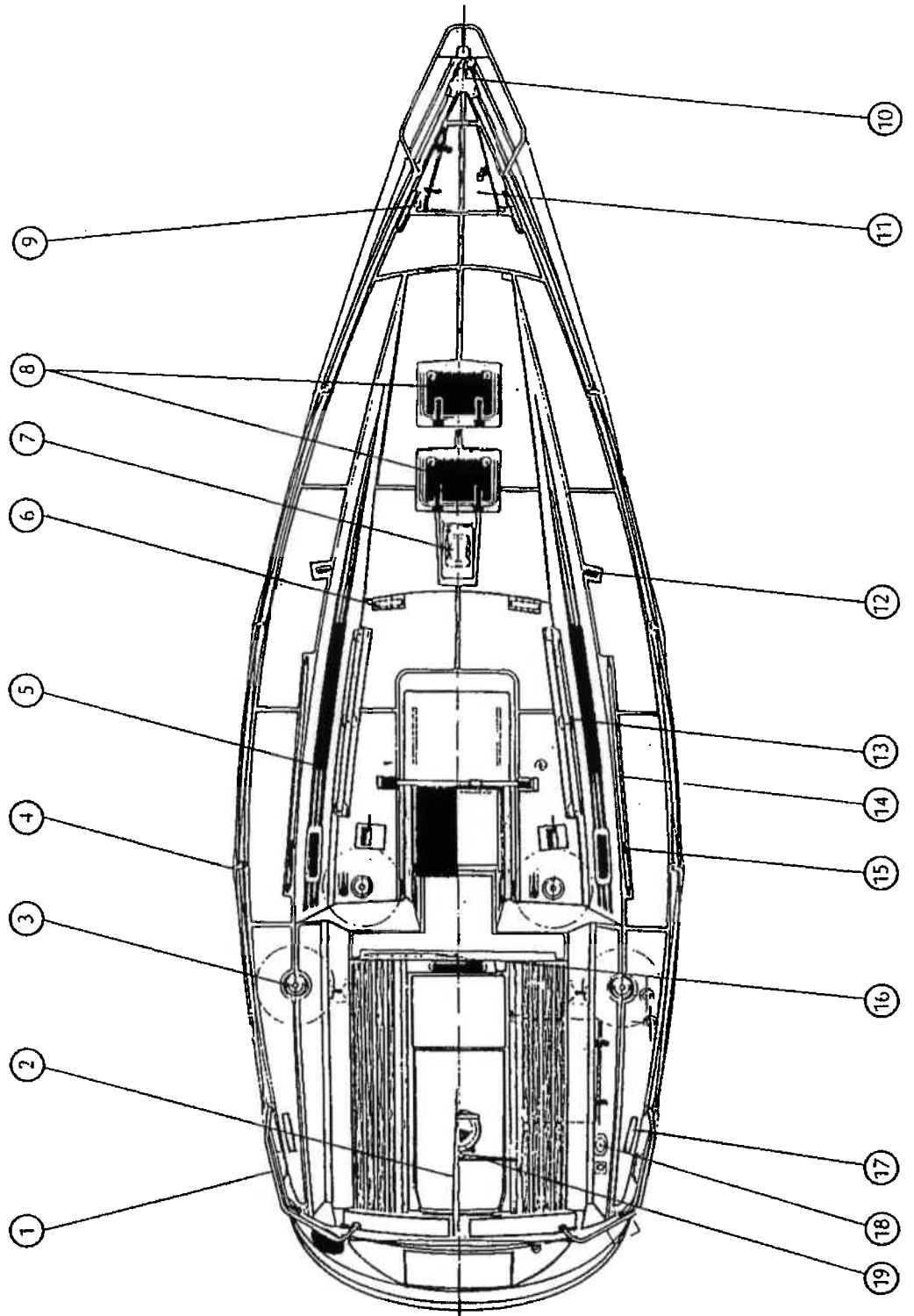
FIRST 285

DECK FITTINGS

- 01 - Aft fairlead
- 02 - Tiller
- 03 - Genoa sheet winch
- 04 - Stanchion
- 05 - Main sheet track (Steering wheel version)
- 06 - Turning blocks
- 07 - Mast step
- 08 - Opening hatch
- 09 - Mooring cleat
- 10 - Bow fitting
- 11 - Mooring bucket
- 12 - Shroud padlock
- 13 - Handrails
- 14 - Genoa sheet track
- 15 - Genoa sheet car
- 16 - Main sheet track (Tiller version)
- 17 - Aft cleat
- 18 - Manual pump
- 19 - Steering wheel (option)

FIRST 285

DECK FITTINGS



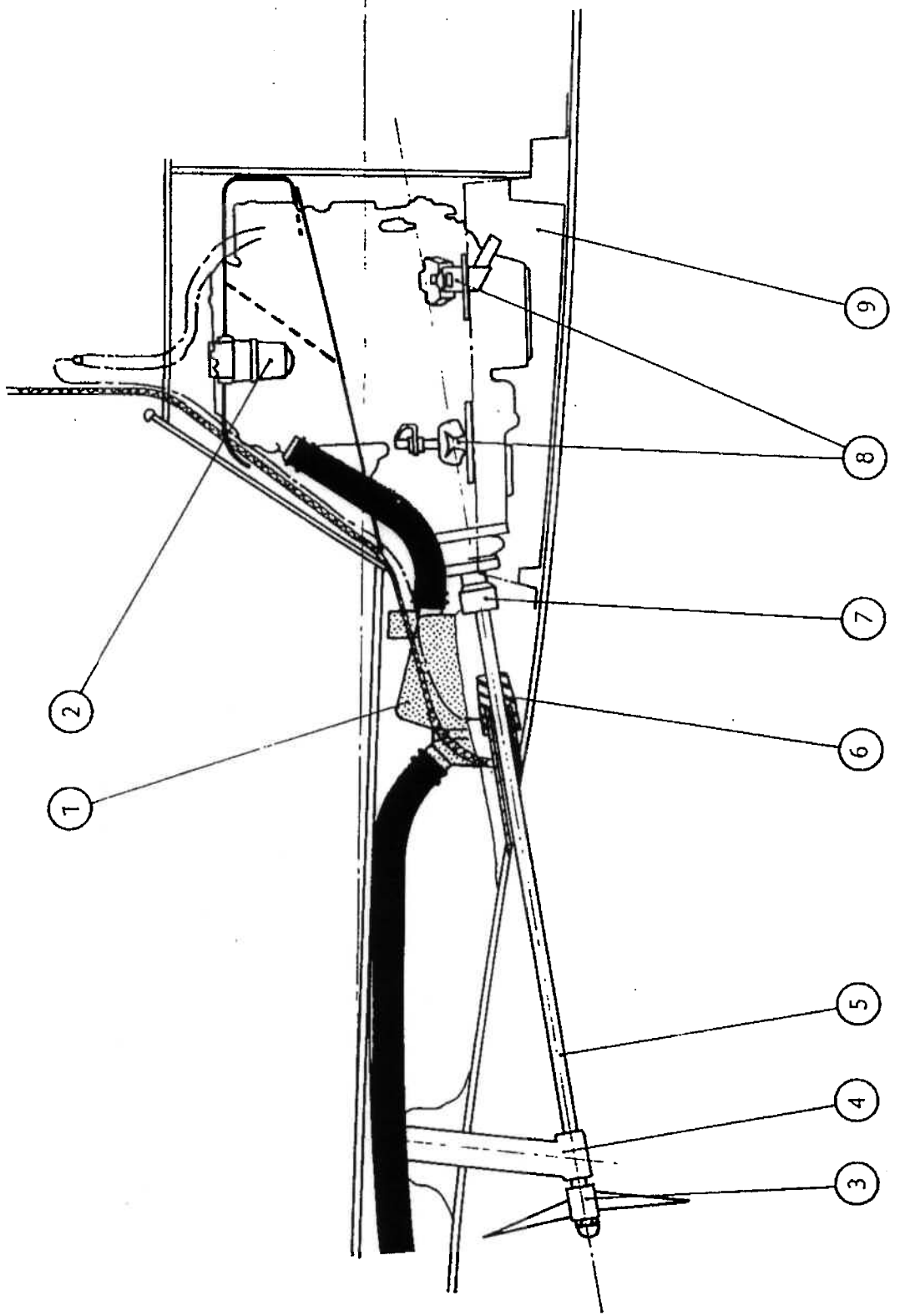
FIRST 285

ENGINE INSTALLATION

- 01 - Exhaust manifold
- 02 - Diesel filter
- 03 - Propeller
- 04 - Propeller shaft bracket
- 05 - Propeller shaft
- 06 - Stuffing box
- 07 - Shaft flange
- 08 - Silent block
- 09 - Engine bed
- 10 - Water intake
- 11 - Alternator
- 12 - Transmission
- 13 - Battery
- 14 - Battery shut-off

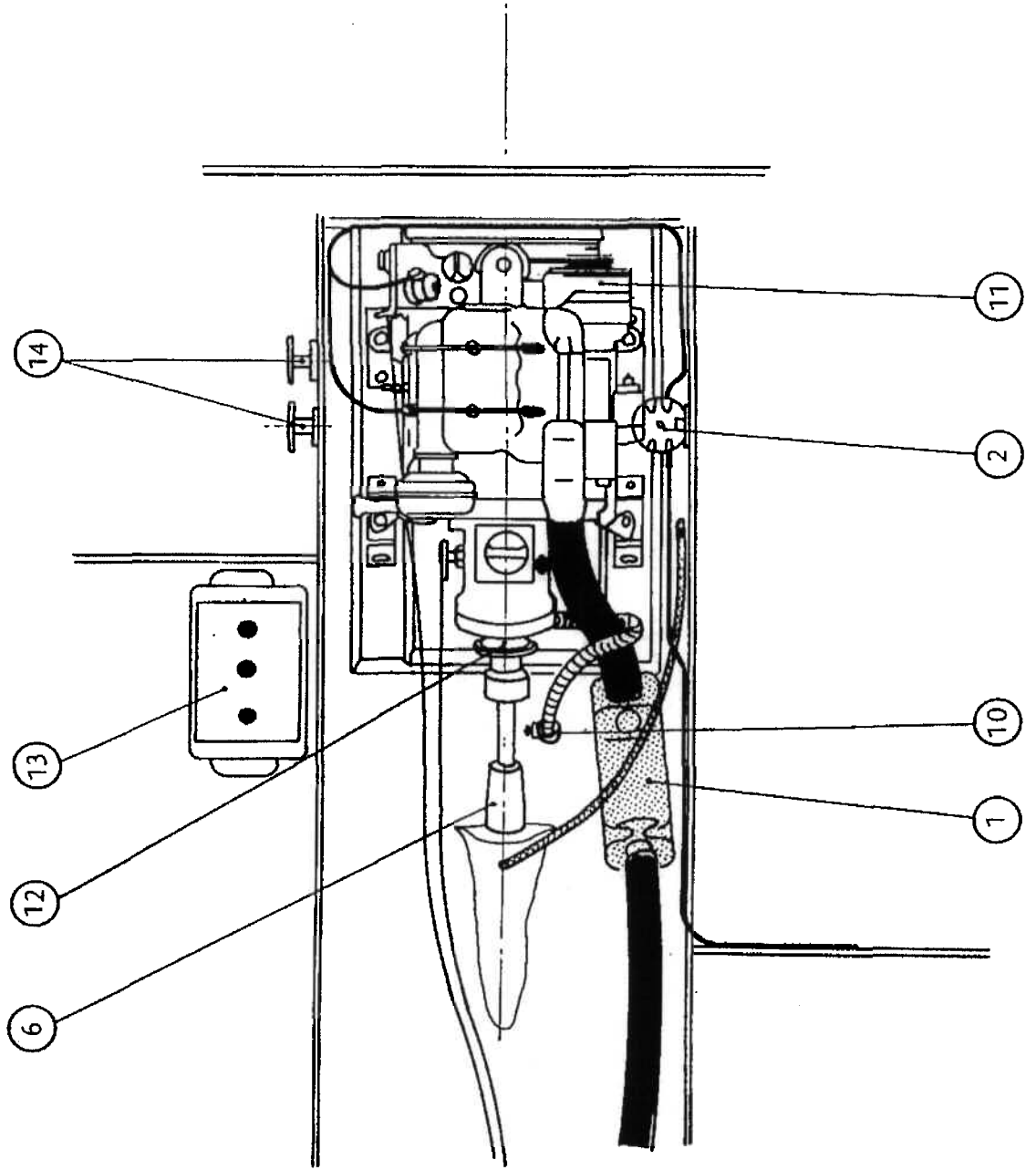
FIRST 285

ENGINE INSTALLATION



FIRST 285

ENGINE INSTALLATION



BENETEAU Page 2	F285	RUNNING RIGGING							[RIG-ROOO] (pitch 17)	Mar 4, 1991		
		USAGE	MAKE & TYPE	COL.	QTY	SUPPLIER	TERMINAL 1	TERMINAL 2		DIA	LENGTH (M)	LENGTH (ft)
08031701	Mainsheet #1 Purchase	Samson LS	Grey	1	Seco South	Soft Eye	Whipping	7/16"	13.000	42.650		
139022	Mainsheet Traveller Control Line		Blue	2	Lanceillin	Burnt	Burnt	8	5.000	16.404		
318800	Jib Sheet		Blue	2	Lanceillin	Whipping	Whipping	12	12.000	39.370		
08030804	Spinnaker Sheet	Samson XLS 900	Red	2	Seco South	Soft Eye Snapshackle with Swivel NF12000S	Whipping	5/16"	17.500	57.414		
08030803	Foreguy	Samson XLS Extra	Red	1	Seco South	Soft Eye Snapshackle with Swivel NF12000S	Whipping	5/16"	11.750	38.549		
	Vang Strop											
08031201	Vang #1 Purchase	Samson LS	Grey	1	Seco South	Soft Eye	Whipping	3/8"	3.300	10.827		